

OUR COUNTRY HOME

LATE SUMMER 2023

RIVER REPORTER.COM



FAMILY-OWNED CONTRACTING SINCE 1984

Buselli Solutions was founded in 1984 as a local contracting service offering plumbing heating and electric. In recent years, we've shifted our focus to providing renewable and energy efficient installations for residential homeowners such as solar panels, ductless mini splits, and generators. For over 30 years, we have served the counties of Wayne, Pike, Sullivan and beyond. Customer satisfaction is our primary goal, and if you have a question or concern, our friendly staff is ready to promptly meet your needs.



GENERATORS



DUCTLESS HEAT AND COOL

SCHEDULE A FREE CONSULTATION

570-729-7791

sales@busellisolutions.com

704 Beach Lake Highway • Honesdale PA 18431

CONTENTS

A homestead is where the heart ispage 5

By TED WADDELL

Garden while it's hot..... page 11

By JANE ANDERSON

Chill..... page 15

By JUDE WATERSTON

Keeping safe and dry this summer..... page 21

By BARBARA WINFIELD

Fixing the plaster disaster..... page 23

By ANNEMARIE SCHUETZ

A Matamoras Craftsman that will win your heart page 27

By JANE ANDERSON

On the cover:

A guitar hangs on the wall at the home of Wes and Amy Gillingham.

RR photo by Ted Waddell

Editor's letter:

A hot and rainy summer

Dear readers,

One of my favorite country artists is Randy Travis, and a line from one of his songs is resonating with me lately:

“As long as old men sit and talk about the weather

As long as old women sit and talk about old men...”

It's been hot this summer; and whenever it's not hot, it's been rainy. All of that adds up to a stickiness that's difficult to keep at bay—luckily, Barbara Winfield has you covered, with tips on eliminating the dampness (and ensuing mold and mildew) in your home.

If you do find a day without blast-furnace temps and “build an ark” precip, you might want to do some other home repairs. If plastering is on your list, you'll find Annemarie Schuetz's story an interesting read.

But if the thought of working on your house is too daunting, we have two exciting house stories to indulge you. Ted Waddell takes a deep dive into a beautiful,

hand-hewn-log home where Amy and Wes Gillingham pursue an off-the-grid lifestyle.

For a more mainstream home—albeit one with gorgeous, modern Craftsman touches—check out the story on a Matamoras, PA house that's on the market.

This summer has been hard on my gardens. Normally, I rejoice when it rains because I don't need to pull out the garden hose. But my plants have just about had enough, thank you! There's still time to plant flowers and vegetables for a late-summer bloom and harvest—check out my story on that for tips.

Of course, when the weather is just too much to handle, you'll want to chill out with easy, no-oven-required meals. Jude Waterston comes to the rescue with five recipes covering each course—including the most refreshing sangria.

So pour a pitcher, kick off your shoes and peruse this issue of Our Country Home. Thanks for reading, and let us know how we're doing!

Keep safe and have fun,
Jane Anderson
Section editor

RIVER REPORTER.

Publisher: Rev. Laurie Stuart
Section Editor: Jane Anderson
Production Manager: Amanda Reed

Our Country Home, a special publication of the River Reporter, is published by Stuart Communications, Inc.
Entire contents ©2023 by Stuart Communications, Inc.
Additional content available at www.riverreporter.com

Ad Sales Associates:
Lily Shutkan, lily@riverreporter.com
Jeff Sidle, jeff@riverreporter.com
Barbara Winfield, barbara@riverreporter.com

Mailing Address:
PO Box 150, Narrowsburg, NY 12764
Phone: 845/252-7414 • Fax: 845/252-3298
Have a comment or idea for the magazine?
Contact: Annemarie Schuetz at 845/252-7414, ext. 129
or copyeditor@riverreporter.com

Sales Administrative Assistant:
Kathlyn Leggio ext. 134: sales@riverreporter.com
If you would like copies for your place of business:
Contact: Roger at 845/252-7414, ext. 130
or events@riverreporter.com
Publication Date: August 10, 2023



Van Gorders' FURNITURE
Bring the Outdoors Inside
THE LAKE REGION'S LARGEST FURNITURE SHOWROOMS

BEAUTIFUL LAKE WALLENPAUPACK • PA
Route 6
570-226-9726

HISTORIC DOWNTOWN HONSDALE • PA
Church & 6th Sts.
570-253-1860

CHARMING MILFORD • PA
Route 2001 (Water St.)
570-296-9610

COUNTRY CLASSIC COLLECTION
★
Made in Pennsylvania
VanGorders.com

Sealy L A Z B O Y Old Hickory Furniture Co.



CATSKILL CUSTOM CLOSETS

Closets ♦ Garage ♦ Laundry Room ♦ Pantry Home Office ♦ Murphy Beds ♦ and More!

www.CatskillCustomClosets.com
(845)794-6688 Monticello, New York

ORG HOME AUTHORIZED DEALER

Free in-home estimates



CATSKILL EnergyHomes

Best Green Builder, River Reporter's 2020 Readers' Choice Awards

Building energy-efficient custom homes in the Catskill region, using the latest green technologies and modern architecture.

845-252-6838 • www.catskillenergyhomes.com

Dear Customers and Readers,

THANK YOU for voting us **THE BEST**
for 13 years in a row!



Strait Line Roofing

RESIDENTIAL | COMMERCIAL | INDUSTRIAL

845-583-0247

866-702-ROOF

Blair Cooper

blair@straitlineroofing.com

straitlineroofing.com

facebook.com/roofingstraitline



BEST ROOFER
award
since 2009!



PRESTIGE

ENERGY SOLUTIONS



Spray Foam | HVAC | Design

www.PrestigeNRG.com

845-442-0136



Huge Inventory Reduction Sale

Including Clothing, Boots & MORE

Up to 70% off!

While you are here check out our selection of
Outdoor Furniture, Fire Pits and Grills

The "I didn't know you had that too" store!

One-stop-shop for everything farm,
garden & home improvement-related.




30 Viaduct Road,
Callicoon, NY
845-887-5100

Fax: 845-887-4917
Mon – Fri 8am-6pm,
Sat 8-5, Sun 8-4

A homestead is where the heart is

A modern-day Hundred Acre Wood



RR photo by Ted Waddell

In a scene right out of A.A. Milne's book "Winnie-the-Pooh," Wes and Amy Gillingham wend their way toward their hand-hewn log home after feeding a couple of rams a few handfuls of tasty grass.

By **TED WADDELL**

LIVINGSTON MANOR, NY — Amy and Wes Gillingham, stewards of Wild Roots Farm, reside in a hand-hewn, solar-powered Swedish-style log home, built lovingly over a period of years on Wes's father's old homestead.

The house is located at the end of a half-mile, not-for-the-faint-of-heart (especially in the dead of winter) driveway. It serenely winds through legions of native trees and

fields of ferns, before—like illusionary magic—the scene reveals the unique log home and several hand-built outbuildings.

"It's like a tree museum," said Amy Gillingham, describing the entrance to the property.

It's known as Wild Roots Farm, and over time grew from the property Charles Wesley Gillingham and his wife bought in 1957 to today's 100 acres, all carefully cherished and tended by the current homesteaders.

As she listened to her husband describe

the history of their off-the-grid homestead, Amy said that it's like living in the fabled Hundred Acre Wood, the fictional land inhabited by Winnie-the-Pooh and his friends.

The house was constructed in the Swedish style of log homes, using half-dovetail chinked green lumber that, over time, locks everything together as the logs cure.

"The weight of the building is on the corners and stacked logs," said Gillingham. "As the logs dry, they twist into

~ Page 7

NEXTGEN

DUMPSTERS, DEMOLITION AND MORE



NEXTGENDUMPSTERS.COM

845.456.0335



J. Tigue Auto Sales
 Pre-Owned, Clean, Warranted
 Used Cars & Trucks
 101 Prospect Street (Rt 6) Hawley, PA
 570-226-6450
In Business for 35 Years

CLEAN • COURTEOUS • HONEST

Narrowsburg ELECTRIC
 (845)252-6640
 ALL CALLS RETURNED



RICK & JUSTIN MALONEY

TOWN & COUNTRY
PAVING & SEALCOATING
 Residential • Commercial • Industrial
 45 Years of Experience
 & Quality Service
 Free Estimates • Fully Insured
 845-609-7139

Licensed driller serving NY, NJ and PA

PETER A. KESTLER
WELL DRILLING
 Since 1967 "Water when you want it!"
 Shohola, PA
 570-559-7596

**CLEANING OUT?
 I CAN HELP!
 DUMPSTER SERVICE
 CALL ME TODAY
 TOM
 570-591-0541**




570-251-0226

570-955-6702

E&S

PROPERTY MAINTENANCE LLC

**Lawn Mowing,
 Driveway Repairs
 & Installation,
 Light Excavating,
 Lot Clearing,
 Logging**

**Fully Insured
 Free Estimates**

**Shawn Cole 570-955-6702
 Evan Cole 570-251-0223**

espropertymaintenance0212@gmail.com

HOMESTEAD - Page 5

each other. It's extremely strong [and] we didn't use any nails except in the floors."

This style of log homes dates to the time when Swedish immigrants moved into the Delaware Valley. The early settlers had ready access to local timber and ages worth of construction history.

While sitting in their living room where it transitions into the kitchen, Wes noted that the color of the peeled logs supporting the second floor varies with the seasons in which they were harvested—and also by species.

Those variations are a hallmark of the few-years-long construction timespan.

Speaking of species, their home is made of white pine, red pine, spruce, hemlock and "a few cherry beams," all resting on black locust sill logs—the bottom logs for each wall.

Central to their home is a large, high-efficiency, counter-flow, wood-fired Finnish masonry stove. It somewhat resembles a modern-day version of a Mesoamerican shrine and can heat the whole house for hours, even on the coldest of days.

The kitchen features numerous cabinets finished in pastel colors. Opening a few drawers, Amy proudly displays glass jars, both large and small, filled with herbs, while a wall in the living room features a display of guitars.

"This house will outlive all of us," said Amy. She noted that before they tackled the task of rebuilding the original house, "We were living in a 1930s-40s cabin on the property made of scrap lumber."

In earlier days, Wes Gillingham worked for several years for the National Audubon

- Page 9



RR photos by Ted Waddell

A homesteading couple. Wes and Amy Gillingham pose in their kitchen with the Finnish masonry stove in the background.



A detail of a corner of their Swedish-style log home, a design that interlocks the stacked logs, shears off water, and didn't use any nails except in the floors..

ALL ROADS LEAD TO HOME...

We're here for all your driveway paving needs!

Paving | Asphalt Paving | Gravel or Loose Fill Paving
Asphalt Paving Repair | Asphalt Sealing | Tar & Chip
Sealcoating | Power Washing

FREE ESTIMATES!



"Cooper responded to our request for a quote on the same day we submitted it. They did an excellent job on our sealcoat. I highly recommend!"—Michael W. ★★★★★

845-361-1028

www.cooperpavinginc.com



Fully Insured

Free Estimates

Dean Construction

& Home Improvement Corp.



We provide professional installation of roof, siding, windows, doors, decks, gutters and so much more!

(845) 985-2398

★ Icehouse arts presents ★

SUMMER FILM CAMP 2023

Make a movie workshop
with **FILMMAKER RON LITCKE**



Workshops include

SCRIPT WRITING - DIRECTING - CAMERA - ACTING

AUGUST 21 - 25 10AM - NOON

Tusten-Cochecton Library in Narrowsburg

COST \$125

WWW.ICEHOUSEARTSNY.ORG

FOR INFORMATION: RON@ICEHOUSEARTSNY.ORG

OR CALL 845-252-6583



Building Traditions

Design + Build

Specializing in Kitchens & Baths

4886 State Route 52 • Jeffersonville, NY 12748

Linda Lee Babicz 845-551-3619

buildingtraditions1@gmail.com • @Building Traditions



Peter DeAngelis

Ninja Security Systems

Let us put a Ninja in Your home or business

Whole Home Protection • Fire and Burglar Protection
Audio & Video • Intercom Systems • Water Detection
Surveillance Systems • Temperature Detection
Central Station Monitoring • Licensed & Fully Insured

211 County Route 25 Narrowsburg NY 12764
845-423-2417 • peterd@ninjasecuritysystems.com

FRANK SMITH & SONS

Established Since 1961

**WELL DRILLING • PUMPS & WATER SYSTEMS
SERVICE & REPAIR**

130 Matt Smith Road • Cochecton, NY 12726 • 845-252-6642

SERVING THE TRI-STATE AREA • FREE ESTIMATES • FULLY INSURED

Power your life

Make power outages a thing of the past with a home standby generator.



Trusted Protection During Unpredictable Weather

The frequency in severe weather has led to an increase in power outages. More than ever, you need to be prepared. Think about it, without power, you will have no lights, heating or cooling, or refrigeration. You can't even charge your cell phone. But when you have a Generac home standby generator, you will have power when you need it the most.



mention this ad to receive a discount on all new installations

Call or go online today for more information



Sales: 845-292-1000
Service: 845-292-1000
Website: www.rossgenerators.com

431 TWIN BRIDGE ROAD, FERNDAL, NY 12734

GENERAC

HOMESTEAD - Page 7

Society's Expedition Institute, mostly out West or the Southern Appalachians, and was a seasonal ranger with the National Park Service and a local farmer. Most recently, he helped establish Catskill Mountainkeeper.

Amy interned on several off-grid farms, both far away and nearer to home, for college credit, learning "how we sustain ourselves... I wanted that deeper connection, as opposed to going to the local grocery store."

At the beginning, the Gillinghams jumped in with both feet and started farming, raising a long list of organic vegetables until the flood of 2006 wiped out their leased fields on the flats of Youngsville.

These days, the Gillinghams are right at home running Wild Roots Farm, while just across the road their 23-year-old daughter, Iris Fen, is busy with her own enterprise, Gael Roots Farm.

But back to Wild Roots Farm: Over the seasons, the Gillinghams have hosted almost 30 interns, who learn about independent living in a place called Wilding Village. In Amy's words, "They want to come out and be wild... it's like glorified camping, with four little cabins and a big tent platform.

"I feel like this land has made me more wild; it's a wilder place back here," she said. A bit later in our wide-ranging conversation, Amy expounded on that: "Physically, emotionally and spiritually, being wild is more grounded... we would love to be hermits back here, but we felt the calling to educate, have an impact, shift some of those belief systems that are not beneficial to the community and the people in the community... it's like planting a seed."

When asked his take on living the off-grid way of life in a hand-hewn log house nestled into 100 wild acres, Wes Gillingham replied, "It's intentional; it's the opposite of the American lifestyle. There's no Siri, and the environmental impact, the carbon footprints of millions of people being lazy."

"It's all about living simply, so others may simply live," said Amy Gillingham, quoting Gandhi.



RR photos by Ted Waddell

Part of Amy's domain includes a root cellar just off the kitchen. The sign is from their former vegetable enterprise in Youngsville, NY.



Ascending rams. A friend stenciled a series of rams ascending the stairway up the Gillingham's second-floor bedroom.

Clear-Rite Pools & Spas Inc.

EST. 1983



CUSTOM RESIDENTIAL INGROUND POOLS
VINYL LINER SPECIALISTS • OPENINGS, CLOSINGS & MAINTENANCE
COMPLETE RENOVATIONS • PUMPS, FILTERS & HEATERS
YOUNGSVILLE, NY • 845-482-4646 • www.crpsny.com • crpsny@gmail.com



Jeff Sanitation

Refuse & Recyclable Pick-Up

Roll Off Containers 10, 15, 20, and 30 yard and Dumpsters Available
PO Box 387 • Jeffersonville, NY
845-482-9826

PROTECT YOUR FAMILY KNOW YOUR WATER

Sullivan County Labs is NYS DOH certified to accurately detect harmful contaminants in your drinking water. Contact us today to find out more!



SULLIVAN COUNTY LABS

845-SAFE-H2O
www.SullivanCountyLabs.com

Jen Rutledge Materials

CRUSHED AGGREGATE

2434 Hancock Highway
Equinunk, PA 18417

570-224-4720

(845) 482-5290 • 482-5117
Fax 482-4270

Established 1907

KOHLER LUMBER & BUILDING MATERIALS, INC.

All Pressure Treated and Cedar Products, Paint Supplies, All Masons, Plumbing and Electrical Supplies, Carpet, Cabinetry, and Hardware. Owens Corning Blow-in Insulation, Boom Service Available
The Kubenik Family • Rte. 52, Jeffersonville, NY 12748



Your one stop shop!

Full Supermarket at Pete's Plaza
Mon - Thurs 7am-8pm
Fri & Sat 7am-9pm • Sun 7am-6pm

Gift Certificates Available

(845)252-3016 Kirks Road • Narrowsburg, NY



Ice, fresh flowers, cards & gifts!

Spending the day on the river? We have sandwiches, soda, fruit & chips!

Narrowsburg Liquors

Pete's Market Plaza Kirk Rd Narrowsburg, NY • 845-252-3235

Bring in this ad for **10% off** on any case of wine* paid with a cc
15% off any case of wine* paid with cash

*Mix and match on the cases
Gift Certificates Available



Open 24/7 • Air Conditioned



845-252-5300



(866)923-2268

Tom's Bait & Tackle (845)252-7445
For your hunting, fishing & camping needs

CHINA TOWN KITCHEN

845-252-6661

PAM'S CUTTING CORNER (845)252-3435

CARINI PIZZERIA & RESTAURANT 845-252-3338

Garden while it's hot

By JANE ANDERSON

Just where has the growing season gone? This summer has been a challenge, starting out very dry and becoming a deluge. But for those gardeners who love to putter, there's still lots to do and enjoy in both your flower and vegetable gardens. And pollinators still need nectar on which to feast!

~ Page 13



Sunflower

RR photo by Jane Anderson

www.jordanschehrdesign.com

CATSKILL DESIGN THERAPY



INTERIOR DESIGN MADE EASY

Work with a professional interior designer in 1 hour blocks of time. Solve your biggest design challenges affordably and at your pace. (Purchase as many blocks of time as you want. Add more as needed)

Call, text or email to book now

\$195 per hour of Expert Advice

917-520-5554

jordan@jordanschehrdesign.com

Jesse G's Nursery

LANDSCAPE & OUTDOOR LIVING SPACES



JesseGsNursery.com • 914.443.5802

CONTEMPORARY & RUSTIC CHARM DESIGNS

bluestone work • patios & terraces
privacy screens • out-buildings • water gardens & ponds





ROYAL

FURNITURE OF PORT JERVIS

Living Room Sets
Dining Room Sets
Tables & Chairs
Cocktails & Ends
Mattress Sets
Bedroom Sets
OR SETS ONLY.

WE WANT YOU TO SAVE 30%

STOREWIDE THRU LABOR DAY

FREE NEXT DAY DELIVERY ROYALDELIVERS.COM

STILL GOING STRONG AFTER 94 YEARS

GARDEN → Page 11

Focus on heat-loving plants

As much as we loved our pansies and sweet peas in the spring, there's no way those tender blooms would survive the heat of summer (but your pansies may surprise you with a second act in the early fall).

So it's time to look forward to that first sun-warmed tomato and plump eggplant. Employ mindfulness in your garden, too: Take the time to notice the peppers changing color, and how the beanpods fill out—it's a great lesson on how amazing nature really is.

Hot tip: Pick ripe produce at its peak. Ripe veggies and fruit require a lot of water from the plant; if you pick as soon as they're ready, it helps the plant conserve water and nutrients. So do yourself and your plants a favor and, for example, cut your zucchini off the vine when it's between four and eight inches long, because bigger is not better.

Continuously sow seed for a continuous harvest. Seeds of some vegetables, like beets, broccoli and the aforementioned zucchini, can be planted through the summer. And start up the lettuce bed again; lettuce can be sown from early August to early September. If you're concerned about heat and sun, shade the lettuce with a lean-to of loose fabric or plant it underneath a cucumber trellis.

Cabbage is another veggie whose seeds can be direct-sown in mid-to-late summer (consider row covers to prevent infestations from ruining your efforts).

Surprisingly, peas can be sown in late summer for a fall harvest—it won't be as productive as spring-sown peas, but it should be decent.

Say hello to late-summer blooms

Summer will surprise you as a good time to plant flowers, too. Borage, calendula and nasturtiums can all be sown in summer for a late-summer, early-fall display. Sunflowers will begin to bloom eight weeks after sowing, although they won't get nearly as tall as their full-season counterparts.

Beyond these suggestions, check the bloom times on your seed packets to see if you have time to plant and enjoy even more bounties of color.



Photo by Willis Lam, CC BY-SA 2.0, via Wikimedia Commons
Zucchini.

Other words of wisdom

Turn your mulch. In an average summer, mulch helps cool the soil and deter weeds. In extended periods of rainy conditions, you run the risk of mold developing in the mulch. So it's a good idea to aerate around your plants, even if all you do is chip into the mulch and loosen it up with a handheld cultivator or garden fork.

Weed, weed, weed. Weeds have adored all of this rain we've had. One benefit of the soggy ground is that it's easier to pull up those darn weeds. And just think of the workout you're getting.

Of course, summer is the best time to put your feet up, feel the sun on your face, and sip a tall glass of iced tea. But in between those breaks, take the opportunity to get growing!



Nasturtium

RR photo by Jane Anderson

KETCHAM
FENCING
845-386-1161



Enhance, Beautify, and Protect Your Property
with quality, professional fencing



Vinyl - Custom Wood - Chain Link - Wrought Iron - Decorative Aluminum - Railings

Privacy Fence, Deer & Garden Access Control, Pool Fence
COMMERCIAL & RESIDENTIAL



Peters
Plumbing & Heating
North Branch, NY
845-482-5452
Bob, Mark & Family

COCHECTON
OIL AND PROPANE
Family Owned & Operated since 1959

6978 Rte. 52
Cochecton, NY 12726
cochectonoil-propane.com

(845) 932-8483

Voted BEST Heating Fuel Company

Fuel Oil Propane Kerosene
On-Road Diesel Off-Road Diesel

Free Estimates
Installations • Propane Tanks

Like and Follow

HEAP Accepted Propane Service Work
Discount Farm Fuel Emergency Deliveries

LISTEN LOCAL

WJFF-90.5FM

RADIO

CATSKILL

PUBLIC RADIO FOR NY & PA

Your local agent for home & auto

Call me for a quote today

State Farm

Robinson Insurance Agcy Inc
Dave Robinson, Agent

114 7th St
Honesdale, PA 18431

Bus: 570-253-5700
dave@daverobinsonagency.com
www.daverobinsonagency.com

State Farm Mutual Automobile Insurance Company, State Farm Indemnity Company, State Farm Fire and Casualty Company, State Farm General Insurance Company, Bloomington, IL
State Farm County Mutual Insurance Company of Texas, State Farm Lloyds, Richardson, TX
State Farm Florida Insurance Company, Winter Haven, FL

RIVER REPORTER.COM

Giving you a complete reflection of the Upper Delaware.

Local news, opinion, culture, food & all things Upper Delaware.

Subscribe today.

CHILL

By JUDE WATERSTON

Years ago, I traveled on two occasions to the lushly beautiful island of Jamaica. Each time, at restaurants I visited, I was more often than not brought a bowl of steaming hot broth as a prelude to the meal. I ate it with no firm idea why I would be sucking down hot soup when it was 88 degrees in the shade.

Later, I read that in Korea, where it can get extremely and uncomfortably hot, it is believed that eating hot food makes your body temperature higher, which makes you sweat. As the sweat evaporates from your skin, the body temperature gets lower, thus having a cooling effect. Whatever. Now, let's get real.

More to the point: Is it possible to enjoy a Caesar salad without homemade croutons? Who would be moved to turn on the oven in the midst of summer to toast little cubes of bread?

Well, me. I've never experienced hot weather in the same way as others. I don't generally sweat; I love the feeling of the sun directly on my face; I have no trouble standing over a hot Weber grill filled with glowing coals; and on a cool morning one can find me donning a light sweater.

Still, I'm not crazy about sticky, humid summer days when the temperature is hovering around 90 degrees. Sometimes we have a run of days when it seems the heat will never break—and that's when I really have to think about what I want to eat and how I want to prepare it.

I adore cold summer soups, but nearly all of them have to be cooked on the stove-top before being emulsified and chilled in the fridge. I want nothing to do with fire or heat during those days.

When I took a moment to get my creative juices flowing by Googling recipes for hot-weather foods that don't involve using the stove or oven, I found that nearly half of them involved going out to buy a rotisserie chicken, skinning it, carving it, and cutting the breast meat into bite-size pieces. I wanted to start from scratch and perhaps cut down a bit on the carbs while doing so. I like to eat lightly in hot weather.

I made an interesting tuna fish salad that was a complete departure from my usual go-to recipe. It had lots of finely chopped tarragon from my garden—and no minced cornichon pickles, which usually play a part in my regular tuna salad. We ate the tasty, herby salad piled onto endive leaves, but it would work just as well in small Bibb lettuce cups.

I was hoping to take my cues from nature and which particular produce I found that grows in summer. Then, the last week in June I noticed that whole watermelons and wedges were popping up in local supermarkets. I bought a quarter of a seedless one



RR photo by Jude Waterston

Red wine sangria is the perfect accompaniment to a hot-weather meal.

Sangria rojo

Makes about 8 glasses of sangria

I adapted this recipe for fruity red sangria from "The New Spanish Table" by Anya von Bremzen. The original recipe was developed by Alex Urena. Use whatever fruits you have on hand.

- 1 bottle (750ml) dry Spanish wine
- 1/2 cup orange-flavored liqueur such as triple sec or Cointreau
- 1/4 cup brandy (I use Courvoisier)
- 1 1/4 cups freshly squeezed orange juice
- 2 tablespoons fresh lime juice

1 tablespoon superfine sugar (or simple syrup)

About 1 1/2 cups mixture of fruits such as blueberries, blackberries, strawberries, sliced oranges and skinned and cubed plums

1 cup club soda or mineral water

Ice cubes

Mix together the wine, orange-flavored liqueur, orange juice, brandy and sugar in a large pitcher. Add the fruit and stir gently. Refrigerate for at least one hour and up to four. When ready to serve, add the club soda and stir to combine. Pour the sangria into wine glasses filled with a few ice cubes.

CHILL - Page 15

for use in a refreshing salad of watermelon, cucumbers and feta cheese garnished with thinly sliced mint and dressed with a simple, bright-tasting vinaigrette. It not only looked beautiful, but it was delicious as well.

I usually make gazpacho once or twice each summer, but I had the idea to put together what I would be calling a gazpacho salad, using all the ingredients normally found in gazpacho soup, but not emulsified. Simply cut into identical size some cucumbers, colorful bell peppers, tomatoes, avocado (which I often use as a garnish for my gazpacho) and minced red onion. Drizzle with fruity extra-virgin olive oil and aged Spanish sherry vinegar, which is traditional in the region of Andalusia, Spain. This salad, too, was eye-catching and the chunky texture satisfying.

Finally, I realized I could make a cold soup by simply throwing a bunch of ingredients into a blender and processing them until smooth. I chose cucumbers and avocados, and added fresh lime juice, cilantro, water, a tablespoon of Greek yogurt, salt and pepper. The resulting soup was creamy and cold with a delicate taste and lovely pale green color. It was perfect as a starter to our meal.

On a scorching summer day, open the umbrella over your picnic table or sit out on your screened-in porch at a table set with colorful placemats and cloth napkins. Pour yourself a glass of chilled, fruity sangria (see recipe above) and put these cool and refreshing dishes before you. Eat slowly. Relax. Just chill.



Watermelon, cucumber and feta salad is light and refreshing.

RR photos by Jude Waterston

Watermelon, cucumber, and feta salad

Serves 4

An alternative to feta cheese would be queso fresco, a mild, slightly salty cheese found in Hispanic markets and used extensively in Mexican cooking.

3 cups watermelon, preferably seedless, cut into quarter-inch cubes

1 English hothouse cucumber

1/3 cup crumbled feta cheese

1/3 cup mint leaves, stacked and sliced very thinly

1 tablespoon champagne or white wine vinegar

3 tablespoons fresh lime juice

3 tablespoons olive or avocado oil

1 heaping teaspoon honey

Salt and freshly ground black pepper

Cut the cucumber into thirds widthwise and, using a vegetable peeler, slice some strips off all around the cucumber, leaving some skin intact. Stand each third up and slice the cucumber into thin slices, stopping before reaching the seeds, and cut the slices into strips. Discard the seeds. Alternatively, you can cut the slices into cubes, again avoiding the seeds. Place the cucumbers on a platter.

Scatter the watermelon cubes over the cucumbers. Sprinkle with the crumbled feta cheese. Season lightly with salt and freshly ground black pepper.

In a small bowl, whisk the vinegar, lime juice, oil and honey. Spoon the dressing over the salad. Scatter the sliced mint over the salad. Refrigerate for an hour or so, if possible, to let the flavors meld. Retrieve from the fridge 10 minutes before serving.

Summer gazpacho salad

Serves 4

This vibrantly flavored, colorful salad depends on the best ingredients available at the height of summer: heirloom tomatoes, crunchy cucumbers, shiny bell peppers, fresh cilantro and minced red onions. The addition of firm, ripe avocado adds a creamy, contrasting texture. If you like the idea of a bit of heat, feel free to add some minced jalapeno pepper or a squirt of Tabasco sauce. Spanish sherry vinegar is traditional in gazpacho, so make every effort to use it here.

3/4 pound (about 3 medium) firm, ripe, heirloom tomatoes (preferably assorted), cut into largish cubes (or 3/4 pound assorted cherry tomatoes, halved)

2 Kirby or slim Persian cucumbers, skin on, cut into small cubes

1 firm, ripe avocado

2 tablespoons minced red onion

1/2 large orange, red or yellow bell pepper, seeded and cut into small cubes

3 tablespoons fruity extra-virgin olive oil

1 - 2 tablespoons aged Spanish sherry vinegar

3 tablespoons finely chopped fresh cilantro
Salt and freshly ground black pepper

In a large bowl, place the cubed tomatoes, cucumber, red onion and bell pepper.



Gazpacho salad features ingredients of the cool favorite, without blending it into a soup.

Halve the avocado and remove the pit. With a sharp knife, carefully score the meat of the avocado the long way, and then cross-wise. With a large spoon, gently scoop out the avocado and add the

cubed avocado to the bowl with the other vegetables.

Drizzle with the olive oil and vinegar, and season with a healthy amount of salt and a grinding of fresh black pepper.

Toss gently but thoroughly. Taste for seasoning and serve immediately, or chill in the fridge for about an hour.



RR photos by Jude Waterston

Cucumber avocado soup is a fresh and easy starter..

Cold cucumber avocado soup - Page 16

Serves 2

If you like the idea of a bit of chunkiness in a smooth soup, skin, seed and finely chop some cucumber into tiny squares and use as a garnish along with the cilantro just before serving.

- 1 English hothouse cucumber
- 1 large ripe avocado
- Juice of 1 lime
- 1 cup water
- 1 tablespoon Greek plain yogurt
- 1/4 cup chopped cilantro (plus more for garnishing)
- 1/2 teaspoon salt
- Freshly ground black pepper

Peel the cucumber and cut it into thirds. Slice down the long way with each third and remove seeds. Roughly chop the cucumbers. Put them in a blender.

Slice the avocado in half and remove the pit. Scoop out the meat and dice it on a cutting board. Add to the blender along with the water, lime juice, yogurt, 1/4 cup cilantro, salt and pepper. Process 2 minutes. If necessary, use a spatula to push the ingredients down and continue to process until mixture is totally smooth.

Pour the soup into a medium-sized bowl and refrigerate for 2 hours (or up to overnight) until cold.

Ladle the soup into four mugs or small bowls and garnish with chopped cilantro.



Tarragon tuna salad is herby and delicious.

Tarragon tuna salad in endive or Bibb lettuce cups

Serves 2 - 4

- 2 5-ounce cans Italian tuna in olive oil, drained well
- 1/3 cup (about 2 stalks) minced celery
- 1/4 cup plus 1 tablespoon homemade or Hellmann's mayonnaise, plus a little extra
- 1 tablespoon minced fresh tarragon
- 1 tablespoon minced red onion or two scallions, light green and white parts only, thinly sliced (optional)
- 1/2 teaspoon Dijon mustard
- 1 tablespoon fresh lemon juice

Freshly ground black pepper
 Individual endive leaves or Bibb lettuce-leaf cups made from the smaller leaves of the head
 In a medium bowl, combine the tuna, celery, onion or scallion (if using), mayonnaise, mustard, lemon juice and tarragon. Stir well to combine.
 Grind a little black pepper on the salad and stir lightly.
 Fill the endive or Bibb lettuce leaves with a spoonful or two of the salad and place on a big platter. Serve.

Callicoon Supply Inc.

For all your Hardware and Building Supplies

THANK YOU FOR VOTING US BEST HARDWARE STORE & BEST LUMBER STORE

OPEN 7 DAYS WEEK
M-F 7-4:30
SAT 7-12; SUN 8-12

Route 17B • Callicoon, NY • 845-887-4804 • callicoonsupply.com

OLYMPIA HOTEL

CALICOON BREWING COMPANY

Live Music Sunday Afternoon

Callicoon Brewing Company
 PUB FOOD • BEER • CIDERS & SPIRITS
 15 Upper Main Street, Callicoon, NY 12723 • 845-887-5500
 OPEN AT NOON EVERY DAY

• original art • sports memorabilia • rugs

Yes... We Can Frame It!

The Frame Game Custom Picture Framing by Kristt Co.

• fabric & decorative mats • needle arts

• print • photo collages • cross stitch

posters • object boxes • family heirloons •

All This And More In One Unique Store!

369 Broadway, Monticello, NY
 845.794.4333 ext 223
 Store Hours:
 Mon - Fri. 8:30am - 4pm
 Sat. 8:30am - 12noon

brushes • easels • drafting • paper • pens

The Art SHOPPE By Kristt Co.
 water colors • canvas • art tools

• oil paints • pads • calligraphy

• pencils • acrylics • pastels •

TICKET



ADMIT ONE



RIVER REPORTER.COM

LOCAL NEWS YOU CAN USE



*Health, Pets, Food, Classifieds, Legal Notices,
Service Directory, Community Tributes & Games
Education, Sustainability, Business, Recovery, Seniors
Our Country Home, Upper Delaware, Hello Summer,
Bethel Woods Season Preview, Fish & More!*



SUBSCRIBE
NEWSLETTER
in your email on Wednesdays and Sundays



YOUR LOCAL TICKET SOURCE



*Hosting an event? A class? A concert?
A dinner? Selling tickets online?
MyRiverTickets.com is just the ticket.
Robust easy-to-use, attractive ticketing platform.
Plus, we help you market, and using
this platform supports the River Reporter.*

845.252.7414



CATSKILL
HOME

DESIGN AND CONSTRUCTION SERVICES
FOR REMODELING YOUR WEEKEND HOME

3575 STATE ROUTE 55 KAUNEONGA LAKE NY 12749
CATSKILL-HOME.COM ALAN@CATSKILL-HOME.COM



CATSKILL
CONCIERGE

YOUR WEEKEND HOME IS FOR RELAXING
LET US TAKE CARE OF THE REST

Property management including Airbnb management
3575 STATE ROUTE 55, KAUNEONGA LAKE, NY (845) 288-2650
CATSKILL-HOME.COM ALAN@CATSKILL-HOME.COM

Perennial Gardens Landscaping

Design & Installation of Unique Landscapes for Home & Business



- Organic Gardening Methods
- Stone walls, Patios & Paths
- Trees & Flowering Shrubs
- Pool Landscapes
- Water Gardens & Waterfalls
- English & Japanese Gardens
- Rock Gardens & Flower Beds
- 845-583-5760 •

83291

**1037 Main St.
Honesdale, PA**



FORESTBURGH

GENERAL STORE

2841 New York State Route 42 ★ Forestburgh, NY 12777
 (845) 707-4862 ★ forestburghgeneral.com

IN STOCK AND READY



RedMax®



RTZ48



RTZ54



RTZ54x



CZTE54



CZTE60

JOHN H. ESCHENBERG Inc.

Sales & Service

845-887-5350

Open 6 days a week
 Mon-Fri 9-5 Sat 9-1
 3965 Rt 17B | Callicoon, NY 12723

johneschenberg.com

115427

Come for an unforgettable time, leave with great memories!

FSH
 Lodging, Restaurants, Spa & Fun
 fostersupplyco.com

NARROWSBURG VETERINARY
 Neil Hess, DVM
 155 Kirks Rd. Narrowsburg, NY
 845.252.1550
 www.narrowsburgvet.com

CARINI
 PIZZERIA & RESTAURANT

Pizza • Pasta
 Subs • Salads
Take Out Only
 112 Kirk Road
 Narrowsburg, NY 12764
 845-252-3338

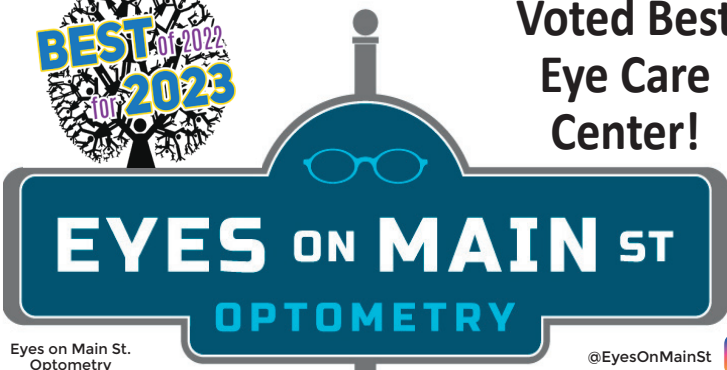
YOUNGSVILLE VETERINARY CLINIC
 Dr. Joseph A. Nebzydowski, VMD

All services by appointment only
 Small & Large Animals



845-482-3330
 Route 52 • Youngsville, NY

**BEST OF 2022
TOP 2023**

Voted Best Eye Care Center!



**EYES ON MAIN ST
OPTOMETRY**

 Eyes on Main St. Optometry  @EyesOnMainSt

Dr. Maegan Sauer-Erlwein, OD • Comprehensive Eye Examinations
4895 St. Rt. 52 Jeffersonville NY 12748 • (845) 482-2425
info@eyesonmainst.com • www.eyesonmainst.com



Wedding Specialists
Fresh Flowers
Plants
Funeral & Memorial Designs

We love our work & so will you
Joy Schulatta
Call for pickup or delivery
570-253-3050

**FOSTERDALE
EQUIPMENT
CORPORATION**

3137 Route 17B
Cochecton, NY
845-932-8611

THANK YOU FOR VOTING US
BEST EXCAVATOR FOR 13 YEARS



**JIM AKT
EXCAVATING**

845.858.8650
Cell - 845.642.0736 jimaktexcavating@frontiernet.net  Find us on Facebook

- BLACKTOPPING
- LAWN CARE SERVICES
- SEPTIC SYSTEM
- BRIDGES
- LOT CLEARING
- FOUNDATIONS
- PONDS/POOLS



Keller Glass Specialty, Inc.
Commercial and Residential Glass
Store Fronts / Solariums / Skylights
Replacement Windows / Mirrors / WG
Tub & Showers Enclosures
Table Tops / Thermopane / Tempered
Mirrors / Plexiglass Ins. Claims Serviced

Rick Keller 845-482-5792 Fax 845-482-4535
kellerglassinc@gmail.com
www.kellerglassspecialty.com
5036 State Route 52 Jeffersonville NY, 12748

LORENZO

metalworks

570-470-2920
railings • stairs • fabrication
lorenzometalworks.com

THE FURNITURE 

Re Store



Restoring Reviving Reclaiming
4917 NY 52 JEFFERSONVILLE
@THERESTORE_NY 10AM-5PM DAILY

**WAYNE COUNTY READY MIX
CONCRETE CO.**



379 Grimms Road
Honesdale, Pa
570-253-4341
Fax 570-253-3450

Keeping safe and dry this summer

By BARBARA WINFIELD

This year, May and June started out cool and dry—actually too dry at times, bordering on a drought.

Once the warm weather did arrive, it brought with it a good deal of rain. With all the reports of flooding and water damage to homes and properties, it is a good idea to be prepared and know what to look out for after a heavy rainfall.

Here are some ideas to help you prevent your home and property from becoming a soggy mess.

Indoors

Keep your dehumidifier running: If you don't have one, consider buying one or two depending on the size of your home. Place the dehumidifier in areas that are damp, such as basements and bathrooms.

July and August tend to be very humid months with lots of moist days. Humidity allows mold and mildew to flourish, causing respiratory problems. A dehumidifier can help dry the air, preventing spores from growing and spreading.

Maintain your dehumidifier by washing the basin out and drying off the coils at least once a week.

Ventilate basements and attics: Add portable fans to a damp basement to supplement your dehumidifier. This will keep the air moving and prevent the air from becoming damp and stale, which leads to mold and mildew.

Open basement windows if you can; fresh air will allow the area to “breathe.”

If you have an attic, keep the windows open at night and



Photo by Acabashi, CC BY-SA 4.0, via Wikimedia Commons

Moss may look pretty, but it's not good for a roof.

install an attic fan, or place portable fans on each side of the room. Since hot air rises, opening the windows and moving the air around will keep the attic cool and prevent the house from heating up. This will also save on the cost of running your air conditioners.

If you have an attic crawlspace, consider installing vents to the outside on each end of the house to create a natural air current.

Check basements, bathrooms, closets and any damp, dark or poorly ventilated areas for signs of mold and mildew.

Clean and dry areas prone to dampness, such as those around your air conditioner, washing machine, shower stalls and shower curtains.

Know your mold: Although mold and mildew are often spoken of as if they were the same substance, mildew refers to specific types of fungus. Molds include all species of microscopic fungi. Mold and mildew are both fungi and can cause similar allergic reactions; however, mildew is easier to clean with a mold fungicide or liquid chlorine. It's not as invasive, and therefore it's not as dangerous or insidious as mold.

If you see mold in your home (green, red or black spots; the spots can sometimes be fuzzy) consider calling in a professional to do the removal.

Outdoors

Safety first: Do a safety check after a summer storm. Thunderstorms can cause major damage to your home. Check the electric and telephone wires to make sure they are clear of any tree branches.

Do not attempt to remove branches from live wires; call the utility company and report any debris.

Look for electrical system damage. If you see sparks, turn off the electricity at the main circuit breaker. Also

check the property for branches that might have fallen on roofs or pathways.

Look for broken windows and check foundations for water damage.

Do an inspection: Check walls and roofs for mildew and moss. If you find some, wash the area with a bleach-and-water solution. If you can't get to the roof, call a professional.

Also look at your gutters for any blockage or debris after any major rainstorm.

Check the property for any accumulation of water. Stagnant water is a breeding ground for mosquitoes—dig trenches around these areas to allow water to drain downward towards a drainage area.

Consider buying a mosquito-proof rain barrel to collect water—this will come in handy during any dry/drought periods.



Photo by Cornellrockey, CC BY-SA 4.0, via Wikimedia Commons
A dehumidifier reduces moisture, limiting mold and mildew.



Photo by Nuorese 95, CC BY-SA 4.0, via Wikimedia Commons
A dehumidifier reduces moisture in the home and keeps mold and mildew at bay.



FULL SERVICE REAL ESTATE SERVICES IN THE CATSKILLS

JOY ROMANO

If you are looking to sell your home, land or a business, contact me for a complimentary market valuation.



- * RESIDENTIAL
- * LAND
- * FARMS
- * COMMERCIAL
- * BUSINESS
- * RENTALS
- * CONSULTING
- * MANAGEMENT
- * HOME STAGING

I will help you step-by-step to buy or sell your home, land or business.

JOY ROMANO REALTY
 Licensed Real Estate Broker
 845 701 9711
www.JoyRomanoRealtor.com

LEADING SELLER OF HUNTING PROPERTIES SINCE 1925



REALTREE
 UNITED COUNTRY
 HUNTING PROPERTIES

Eagle River Realty, LLC
 53 Stewart Avenue
 Roscoe, NY 12776
 845-397-1937



William Chellis, Esq. Attorney

27 Maple Avenue
 Jeffersonville, NY 12748

845-482-3405 • chellislaw.com



MIKE PREIS INC.

INSURANCE AGENCY

For All Your Insurance Needs

**Personal
 Commercial
 Health & Benefits**

4898 State Route 52
 Jeffersonville, NY 12748
 (845) 482-5510
www.mikepreis.com



**PURSUIT OF
 HAPPINESS REALTY**

\$398,000


pursuitofhappinessrealty.com
 Phone: 845-439-8888

Stunning Views! A Long Drive Leads To This Rustic-Style Ranch Home That Offers Modern Upgrades To Meet Your Comfort, Style, And Functionality Needs. The Gleaming Wood Floors Welcome You As You Step Foot Into The Great Room With Knotty Pine Walls, Plenty Of Windows For Natural Light, Three Good-Sized Bedrooms, And Two Full-Sized Baths With Custom Cabinets. The Spacious, Modern Laundry Room Makes It Almost Fun To Do Laundry. Plenty Of Storage Space In The Utility Room, And A One-Car Garage. Asking \$399,900 MLS# 6254652



EAGLE VALLEY REALTY

6569 State Route 97 • Narrowsburg, NY 12764 • 845-252-3085 • www.eaglevalleyrealty.com • eaglevalleyrealty@gmail.com
 Serving the Upper Delaware River Valley • Licensed NY & PA, Realtor-MLS



Thinking of SELLING? Buyers are WAITING!

- 35 Years Experience
- #1 Real Estate office in Wayne County
- Proven Top Producer
- Member RE/MAX Hall of Fame

Call me for a FREE confidential consultation

RE/MAX Wayne
 416 Main St Ste A, Honesdale, PA 18431
 570-253-9566

Ron Thieme, Realtor
 570-499-6776
Rthieme@ptd.net





Connecting you to your dreams

Mary Jones-Mellett
 917-593-0307
mjonesmellett2trc@gmail.com
 NYS Lic#: 10401279968



The Rural Connection
 212-645-4488
theruralconnection.com
 NYS Lic #: 109903849

Merrell Benco

Insurance Agency

Personal coverage

- Automobile
- Homeowners
- Umbrella policy

Business coverage

- Business automobile
- Liability, fire, crime, marine
- Package policies
- Workers' compensation




67 East Broadway, Monticello, NY 12701 • (845) 796-1500

Instant online quotes at: mbagency.com

Fixing the plaster disaster

Ft. minimal success and an interminable wait

By ANNEMARIE SCHUETZ

When I was a child, the wall in the upstairs hall had a mysterious bulge.

It was maybe five feet up, way over my head, and was the most tempting thing ever. What was in there?

“Don’t poke it,” Dad said when he caught me on the stepstool, ice pick in hand. “There’s a body in there and you’ll upset it. Leave it alone.”

I followed orders. Over the years, the bulge got bigger and bigger, as if the wall were pregnant and eventually would give birth to—another wall?

Eventually, my husband, daughter and I took over the house and its boatload of problems—including the bulge, which had only gotten bigger. We continued to follow orders and let it be.

About five years ago, part of the bulge fell off in the middle of the night. There was no body (Dad! You lied!), just some strips of wood, some plaster dust and a deep, dark crevice that went to places unknown.

This first project

The wall is a mess. All the walls are a mess: They are plastered, they are cracking, they have holes. It’s embarrassing.

So it’s time to stop procrastinating and deal with the problem.

Not the remains of the bulge—that’s overwhelming—but smaller cracks along the stairwell, cracks I have loathed for decades now.

Surely we can fix them.

Surely.

What’s inside that wall?

An old plastered wall is made of studs crisscrossed with lath. The lath, which could be made of wood, gypsum, or metal, is coated with a base layer of plaster, then more layers and finally a finishing coat of white plaster.

Then it’s topped with paint or paneling or old, peeling Victorian wallpaper that might

be poisonous. (Our walls also include small live mammals, but your mileage may vary.)

Why does plaster crack?

Ours suffers from age, humidity and that time the house was jacked up. Humidity creates moisture which gets into the cracks, which expand and contract and expand again.

What to do about it?

Repairing plaster is not as simple as just mixing more up and slapping it on.

Over time, the plaster can become loose, disinterred from the lath. It develops structural cracks. It can bulge. Sometimes the lath breaks. (We’re assuming here that your lath is intact, otherwise you’ll have to fix that first and handyman types will mutter, “Why not just put up drywall?” Hush, handyman types.)

See if the plaster is loose. In our house, the answer is invariably “Yes.” You might feel it move when you push on it—it is wibbly. (Of course that’s a word. Do you doubt me?)

Test an uncracked area to know what it should feel like: solid, stable, not wibbly at all.

If you have loose plaster, you’ll first need to bind it back to the lath. We used a product that was recommended on This Old House’s website and Bob Vila’s website and about 1,000 other places.

First, cover any sensitive bits of house near and especially under the crack with green painter’s tape for protection.

Then if you’re using a similar product, drill spaced holes through the wibbly plaster into the lath. Add conditioner, add adhesive, and stabilize it all with plastic washers and drywall screws in those now-goopy holes. Wipe up the goop as it squirts out of other holes.

Let it sit for 24 hours, or ~~five~~ 10 enough days to dry in the horrible humidity.

Then remove the washers and screws and behold your attached wall.

— Page 25



The crack has been vacuumed and holes drilled into the lath.

RR photos by Joe Cooke



If you squint, it looks like a branch with flowers on it, right? The plaster is being stuck to the lath.



We used spackle as the first layer in this deeper part of the crack, figuring it would be rough enough for the next—plaster—layer to stick on.

Bisland Insurance Agency

1681 Forestburgh Road, Glen Spey, NY
845-856-6180

D.R. BLUHM Insurance Agency

871 Main Street Honesdale, Pa 18431
570-253-0191

Independent insurance agency offering all forms of insurance including business, contractors, home, auto & life... Also great home/auto packages



9 Barracuda Blvd.
Honesdale, Pa. 18431

917-748-5872
ARAOVASTORAGE.COM

Discover why over 17 million homeowners trust State Farm®.

With your new home comes new responsibilities – like protecting your new investment with the right amount of homeowners insurance. That's where I can help.

Like a good neighbor, State Farm is there.®

CALL ME TODAY.



Robert Wells, Agent
18 Thompson Square
Monticello, NY 12701
Bus: 845-794-7000
robert.wells.k2on@statefarm.com



0907507.1

State Farm Fire and Casualty Company,
State Farm General Insurance Company, Bloomington, IL

Building a Future Together

- Commercial Lending
- Residential **Simple Mortgage**

30th Anniversary
1993-2023



Convenient branches located in Monticello, Liberty, Rock Hill & Callicoon



Serving the Capital and Mid-Hudson Regions



www.CHBNY.com ■ (877) CHBNY 15

Build the Log Home of your Dreams!



The Lumber Yard is open to the public from Monday through Friday, 8AM to 5PM, and on Saturday from 8AM to Noon.

Please call us at 570-729-8572 for product information, availability, and pricing.

505 Adams Pond Road, Honesdale, Pennsylvania 18431
570.729.0733 • homes@estemerwalt.com



Our award winning design team can create a unique design to match your exact needs and you can use our collection of floor plans for inspiration!



PLASTER DISASTER - Page 23

Getting plastered

This was, for me, uncharted territory; but my husband—a handyman—knew just what to do: cut under the wall surface in each crack, making it wider on the inside than on the outside, if that makes sense. He used a sacrificial screwdriver.

Then insert some prepared plaster, building up layers, letting each dry before applying more.

I of course consulted books to see what people did back when plastered walls were common.

The first book of choice was “Every Man His Own Mechanic,” published in 1896, almost 1,000 pages long and with lots of detail. There are pictures of tools, lath and scored plaster.

The second was “The New York Times Complete Manual of Home Repair,” aged 57, by Bernard Gladstone. This was great for actual plastering instructions.

Moving along

First, vacuum those cracks, getting all the plaster dust out.

You’ll need dry plaster, which comes in buckets. Mix up some plaster with water in another container per the instructions on the bucket. The books call for a “thick, but-tery consistency.”

Tip: Don’t use a container you want to keep.

If the crack is deep and you can see the lath, you’ll need to make a brown coat. Once those coats included horsehair, but now we just put down a layer of plaster.

Cut away some of the plaster under the top layer, per my husband above.

Then wet down the area to be patched. Use a putty knife to apply some plaster—this is just a first coat, so don’t fill the whole thing.

Let it dry. When it is partly dry, take your putty knife and score a bunch of lines to roughen it up so the next layer has something to adhere to.

When it’s dried completely, wet down the plaster in the crack (I know, I know) and add the second layer. This could be the top layer if the crack isn’t very deep. If you need more layers, repeat.

For the final coat, collect some plaster with the knife, put it on a trowel, and apply. “Use enough pressure to pack it tightly and make the finish as smooth as possible,” said Gladstone.

“Every Man” cautions that “great care must be taken... in the finishing coat... to [create] a surface smooth and level in every part, as there are few things more unsatisfactory to the eye than an uneven wall.”

Good to know. But I can think of one thing even more unsatisfactory: we are still waiting for a layer of plaster to dry. The first layer.

You think waiting on paint is bad?



RR photo by Joe Cooke

Squirting goop into the holes. Ominous lighting totally intentional.

We make it happen

Woodstock Way REALTY LLC

Bethel Sweet 2BR stucco cottage on 1.36 level acres offers large deck, covered patio, inlaid hardwood floors, eat-in kitchen, AC/heat mini-split & wood stove. Full basement has laundry hook up & room for storage. Near lakes, Bethel Woods performing arts center, casino, hiking spots, great restaurants, art galleries, & charming towns. Move right into this country retreat! \$240,000 MLS 6221324

Great Possibilities!

Call Now!

845-250-4200

Hunter Lake! (Near Liv Manor) Fully updated 2BR year-round lake rights double-wide home. Shared beach just down the road. Open concept interior has remodeled kitchen with stainless appl, farmhouse sink, granite counter, cabinets galore! Also find a large deck for entertaining, an updated tile bath, lots of storage, laundry, backup generator, plus 3 sheds including a craft room! Short term rentals OK! \$325,000 MLS 6261071

Thinking of Building? Woodstock Way Realty has 2 special land listings in **Bethel/Swan Lake!** Near Bethel Woods performing arts, lakeside dining & more! Private wooded hideaways or plan a 4 season home!

1) 5+ acres of wooded land with a driveway cut thru. Rolling land offers interesting homesite options. RV plus container to buy (or seller will remove). Preliminary electric approvals done. Ready to go! \$80,000 MLS 6261690
 2) Two single family lots, sold together, for 16+ acres with over 500' of pond and wetlands frontage on both sides of the north end of Bishop Pond. An awesome opportunity for a home or spot for viewing all types of wildlife! \$99,900 MLS 6240873

woodstockwayrealty.com

Don't miss your chance to own this exceptional property, where luxury, natural beauty, and endless entertainment converge.

Situated on over 6 acres of spectacular natural beauty at the base of the Catskill Mountains, this 5,000 plus square foot custom-built home with 4 and a half bathrooms, 5 bedrooms, and a home office/gym comes complete with an in-ground, heated salt-water pool. The property offers a pond, and a path to trout fishing on the serene, world-class Willowemoc Creek. Offered at **\$990,000**

Call or Text 845-798-6219
Bill Cole • bcole@chantre.com
 Davis R. Chant Realtors - Milford
 www.chantre.com 570-296-7717 ext 122
 106 E. Harford St, Milford, PA 18337

MALEK PROPERTIES (845) 583-6333
 10 WALDHEIM RD, WHITE LAKE, NY
 VIEW ALL MLS LISTINGS AT
 FULL SERVICE REAL ESTATE BROKER WWW.MALEKPROPERTIES.COM
 RESIDENTIAL ♦ COMMERCIAL ♦ LAND ♦ FARMS ♦ VACATION HOMES ♦ RENTALS
 Serving Sullivan County & Surrounding Areas for Over 25 Years!



PERFECT LIVE/WORK SITUATION!

3+BR Ranch home with full finished basement, woodstove, hw floors & front/rear decks. Property w/several outbuildings including a 2000+ SF shop, det. garage & barn. Lovely land is 2.7 acres with a pond. Convenient location in Bethel. **\$349,900**



BETHEL AGRICULTURAL OPPORTUNITY

3BR 3.5BA home w/finished basement, det. garage & 3200 SF barn set on 18+ acres. Enormous frontage on 2 roads, 2 parcels, pond site, views. Barn is Clear Span, 12ft ceilings good for woodworking, livestock, growing, packaging & more! **\$594,900**



PRIVACY WITH POOL! JUST REDUCED!

Impeccably maintained Ranch offers 3 BR including primary suite, 2 full BA, den with fireplace, office, formal LR, Dining area & sunroom. Backyard oasis with gardens & in-ground pool 2 car det. garage, shed & workshop. Very private with 4 acres. **\$499,000**



NEW LISTING IN LIBERTY!

Stately Colonial type home privately set on 1+ acre of gorgeous land features 3 BR, 1.5 BA, combo kitchen / dining room, laundry / mud room & large living room. Spacious enclosed porch & shed are a bonus! Very convenient location near everything! **\$299,900**

ROURKELAW.COM

845.292.2000
 25 Darbee Lane, Liberty



ROURKE LAW

Your Trusted Counsel
in the Catskills
 & the Upper Delaware River Valley

Voted Best Law Firm in 2021
 & Best Attorneys in 2020 - River Reporter



REAL ESTATE • CIVIL & COMMERCIAL LITIGATION
FAMILY • DWI • ESTATES & TRUSTS • INJURY & MORE

Still #1!

**YOUR PROPERTY
 OUR PRIORITY**



NO HIDDEN FEES FOR BUYERS OR SELLERS

Davis R.
Chantre REALTORS
 106 E. HARFORD ST.,
 MILFORD, PA

SINCE 1964
 800-754-5860
 CHANTRE.COM

CALL TODAY FOR A FREE, NO HASSLE COMPARATIVE MARKET ANALYSIS

Information is deemed reliable but not guaranteed. Information from the Board/Association of Realtors (R) (alternatively from the Pike/Wayne MLS) for the period of 1/1/23 through 7/6/23 based on total transaction sides closed in Pike/Wayne MLS for all Chantre offices so far this year.

A Matamoras Craftsman that will win your heart

By JANE ANDERSON

MATAMORAS, PA — Pull up to 143 Pond Dr. and experience a true dose of Americana, from its traditional Craftsman lines to its relaxing backyard oasis—elevated to an elegant scale.

The stately home's exterior is a pretty mix of colors and textures: Twin gardens flank the porch stairs, with grassy flagstones forming a pathway. Stacked stone rises from the ground and embraces the garage corner of the house. Light green siding wraps the home at the midway point and dips back to envelop a roomy, covered, rocking-chair porch. Traditional Craftsman columns rise from the white porch railing to the gabled roofs, which are clad in dark cedar shakes.

The front door has leaded glass, as does a single sidelight. From the foyer, French doors on the left are topped with a transom. They open to a room that's as flexible as the owner chooses: office, guest room? Playroom or parlor?

Back in the foyer, turn right to enter the dining room. It has a white-oak floor, as does the rest of the main level, and a beautiful, solid-wood-beam coffered ceiling. A transomed doorway leads from there to the kitchen.

White oak trims the windows and doorways in the kitchen, and covers the floor, too. Its warmth is a nice contrast to the gray-and-white granite counters and white cabinetry that covers two walls of the open, airy room as well as a peninsula separating the kitchen from the breakfast area.

An undermount farmhouse sink has twin casement windows with a woodsy view. White subway tile makes up the backsplash, while mosaic tile rises from the gas range up to the stainless-steel vent hood above it. The breakfast area is large and bright with two walls of windows, supplemented by an Edison-bulb pendant light and matching sconces. An upper corner cabinet above the peninsula allows for easy dish access.

Another transomed doorway transitions you into the living room. The cathedral ceiling is crossed with a striking wooden beam. A stacked-stone gas fireplace anchors a corner of the room next to a sliding glass door leading to the back deck. Adjacent to the slider is a window that's close in size; both are topped with a quartet of windows that follows the triangular peak of the ceiling.

At the other end of the living room is an oak-and-iron staircase and a catwalk with the same railing. But don't head upstairs yet; instead, make a right out of the living room, before the stairs, and you'll reach a hallway. To the left is a doorway to a full bath (perfect for use by overnight guests in that flex room!) and access to the two-car garage.

Straight ahead is a laundry room with a stacked washer/dryer, a full set of cabinets, a sink and plenty of room to hang and fold clothing.

To the right is the primary suite. Painted a light clay tone, it's a soothing room that's big and comfortable. There's a ceiling fan for supplemental light and air circulation—



A deck and patio to relax on, plus a pool, in the backyard of the house at 143 Pond Dr.

Photos courtesy of Hunter Williams



The primary suite bathroom boasts a clawfoot tub and twin sinks as well as that spectacular shower.

the entire house has central air-conditioning, as well as a central vacuum system.

A nook at one end of the room is the perfect size for an armoire, with a window high enough to not be obscured by the tallest highboy. To the right of the nook is a walk-in closet; to the left is an ensuite bath that you'll probably never want to leave.

Black-and-white tile in a woven pattern lines the radiant-heated floor of the bathroom, as well as the floors of the walk-in corner shower and the water closet.

The shower is a showpiece—it's huge, with a hand shower on the wall across from a rainfall showerhead. A beautiful, clawfoot tub sits below twin windows that are covered in a translucent, floral film that resembles stained glass.

White subway tile rims the room from

the floor to chair-rail height; black, bull-nose tile provides an accent around the top of the subway tile and in the shower, too. A pair of charming, chrome-legged, vintage-style sinks each have their own mirror topped with a bright light fixture. Overall, the entire room has old-fashioned-yet-modern spa vibes.

Back at the stairs, head up the oak treads, turn right and make a U-turn onto the catwalk—it overlooks the living room and ends in a nook that's perfect for a cozy reading chair.

Return to the top of the stairs and turn left for one of three carpeted bedrooms. This one has a pitched ceiling, a double-door closet and a picture window over the bed.

Go down the hall to the next bedroom: There's an oak landing with two steps

down to the same neutral plush carpeting as the other room. This bedroom, too, has a pitched ceiling, but it's much larger, perfectly equipped for a game room as much as it is a bedroom. The third bedroom up here has a flat ceiling, a double-door closet and big windows overlooking the backyard. The hall bath has a granite-topped vanity, gray walls and a white tub/shower combo with dramatic black fixtures.

The full, unfinished basement is cooled and heated, and has plenty of room for gym equipment or renovation for additional living space. Sliding glass doors lead to a 22-foot-by-40-foot stamped-concrete patio. Part of the patio is covered by the deck above, sheltering a six-person hot tub (purchase of the hot tub is negotiable).

The rest of the patio is a true — Page 29



MLS # PW-231928 Damascus, Pa. This classic Pennsylvania farmstead takes us back to an earlier, simpler time, yet has been tastefully updated for contemporary country life. It sits on a no-traffic, town-maintained road, and site on 29.76 acres with 1289' frontage on Calkins Creek - a beautiful stream that will provide year-round pleasure. The 1382-sf, 4BR, 1ba home is in very good shape and has been cared for by loving owners for the last 50 years. All systems and mechanicals have been updated, including a new 1500-gallon septic tank and well pump in 2023 - and many more updates. Large barn and storage sheds. Too many features to list. Please call for details - \$ 599,000

MLS # H6260163 Hancock, N.Y. This stunning home is a haven of privacy and beauty, nestled on 20.55 acres. A picturesque pond attracting all kinds of bird and wildlife is a focal point; Multi-level decking around the home is the way to enjoy it! This spacious 4200 sq ft contemporary has 5 BR & 3.5 baths on 3 levels, including office space and a media room!



A stunning atrium leads to primary BR w/ensuite bath, LP gas fireplace, walk-in closet. Walk out to private deck! Living area has soaring ceilings w/ custom stained-glass window. 2-car oversized garage. Finished basement w/LR, 2BR, full bath and wine cellar. Incredible views of the surrounding mountains. Delaware Co... just 20 min to Callicoon or Hancock for shopping and eateries - \$ 799,000



Upper Delaware County Properties
21 Lower Main Street • PO Box 335
Callicoon, NY
845-887-5640
www.fredarealty.com
email:tom@fredarealty.com



STOP BY FOR COFFEE
AND LET'S DISCUSS REAL ESTATE



CAROLINE AKT REALTY, LLC

CAROLINE AKT

NYS LICENSED
REAL ESTATE BROKER

845.858.8650 MOBILE

CAROLINE@CAROLINEAKTREALTY.COM

6 ROSLYN RIDGE RD & ROUTE 17B
MONGAUP VALLEY, NY 12762

845.250.4356 OFFICE

CAROLINEAKTREALTY.COM



Susan L Gross Attorney at Law

Personal Attention / Reasonable Fees / Real Estate
Matrimonial & Family Law / Contracts/ Collections / Wills & Estates

845 791 8600

7 St John Street Monticello

www.susanlgross.com

607 498 6111

1922 Old Rt. 17 Roscoe

susan@susanlgross.com



Land & Water
REALTY

Travis O'Dell
Licensed Real Estate Broker

1974 Old Route 17, Roscoe NY

O: 607.290.4114

www.LandAndWaterRealty.com

IG: @LandAndWaterRealty

Representing the Catskill's Finest Real Estate

Cutting Edge Technology, Professional Photography and Downstate Marketing



View All
Listings Here:



MATAMORAS - Page 27

comfort zone, highlighted by a built-in outdoor fireplace for warmth and ambiance on starry nights.

An 18-foot round, above-ground pool adds to the fun, while around the corner, a retaining wall holds tons of gardening opportunities, including an organic vegetable garden. A Generac generator keeps the power on even when storms hit.

The house measures 4,120 square feet and sits on three-quarters of an acre. Pond View Drive, a private road, has only one entry/exit. An affordable, \$350 yearly HOA fee covers road maintenance and snow removal. Plus, shopping and restaurants are just a five-minute drive to either downtown Matamoras or across the Mid-Delaware Bridge to Port Jervis.

**143 Pond Dr.,
Matamoras, PA**

4,120 square feet

Bedrooms: 4

Baths: 3

0.72-acre lot

Price: \$639,000

Listed by: April J. Lazier,
Realty Executives Exceptional,
Realtors® Milford

570/296-5800, ext. 1530



The living room has a cathedral ceiling and a stacked-stone gas fireplace.

Photo courtesy of Hunter Williams



April J. Lazier
Realty Executives Exceptional,
Realtors® Milford
209 E Harford St.
Milford, PA 18337
Office: 570/296-5800, ext. 1530
Mobile Phone: 845-820-2687
DRE: RSR004693



www.realtyexecutives.com



Jeff Bank offers a variety of mortgages, designed to fit our customers' needs. We offer both conventional and unconventional mortgages with either fixed or adjustable rates. Our mortgages are not sold on the secondary market so we will be able to assist you with any questions or issues during the life of your loan with us. Our knowledgeable team members have years of experience and will go above and beyond to make your application process go as smoothly as possible. To view our products or rates, please visit our website at www.jeff.bank. To speak with a representative, please call (845) 482-4000.



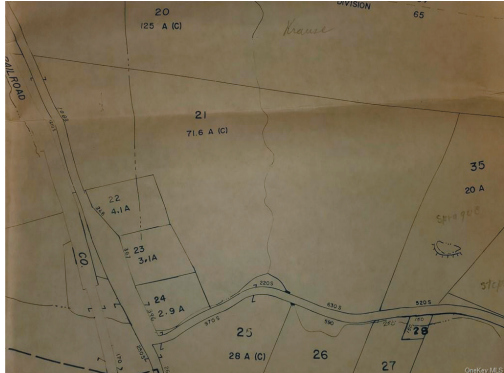
(845)482-4000 • www.jeff.bank

NMLS # 405318

4864 State Route 52, Jeffersonville, NY 12748



Visit Jasons Places in the Country



\$260,000.00

MLS# 6006809

698 County Road 116, Cocheton, NY 12726

71.6 acres in the town of Cocheton with road frontage on both County Rte 116 and over 1000ft on Route 97. Small cabin on route 116 side 360 sq feet. Nice creek that runs on the property year round. The lot was just recently logged. Would make a lovely potential private home site or a great parcel to hike atv or hunt.

845-796-6065 C | jasongrossman66@gmail.com E
www.jasonsplaces.net | 845-610-6065 O

Voted the Best Home Builder/Contractor for 2023!



“We’re family owned and operated, so when you work with us, you’re working with us.”

1 Eagle Court, Sparrow Bush, NY 12780
Phone: (845) 856-7951 • Fax: (845) 856-0831
martellbuilders@gmail.com

CENTURY 21[®] Geba Realty



Looking to Sell?
 Let Us
 Be your
 Realtor[®]
 Call Us to LIST and SELL
 Your Home with Geba!



CALL 845.856.6629 #LISTandSELLwithGEBA

Experience the **Geba** Difference! Successfully Selling Homes & Properties for over 50 Years! NY, NJ, PA

386 Route 97
Sparrowbush, NY

845.856.6629 C21GebaRealty.com

Donna Geba
Owner/Broker
C: 201.874.6788
donnageba@gmail.com





Clean Energy. Strong Communities.

Clean Path NY is investing in you, New York. With thousands of good-paying jobs and funding for workforce development and education, we're working together toward a clean energy future. Learn more at cleanpathny.com

Invenergy



NY Power Authority



Clean Path
NY